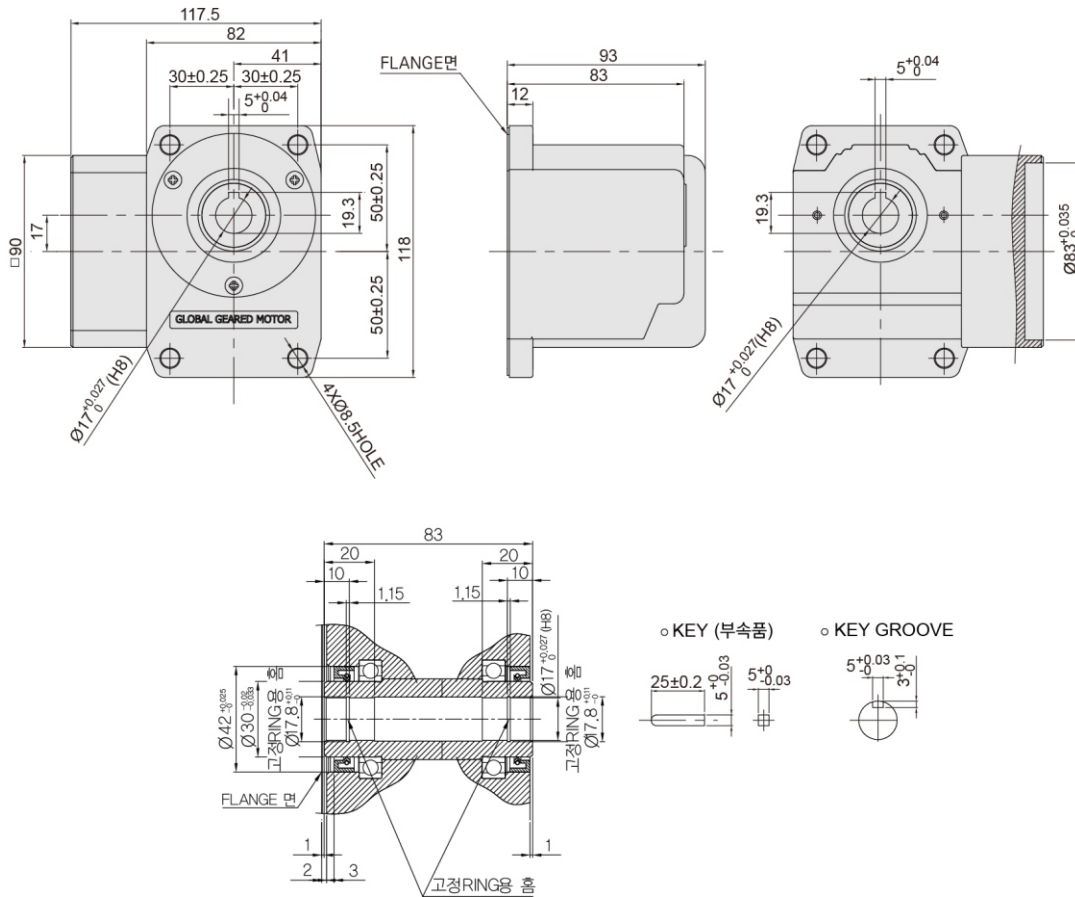


## K9P□BRH(중공축)



### 외형도와 일반사항

#### 제품의 외형도



### RATED TORQUE OF GEARHEAD

#### ● 50Hz

단위 = 상단 : N · m / 하단 : kgfcm

Model	Speed(rpm)	500	416	300	250	200	166	120	100	83	60	50	42	30	25	20	17	15	12.5	10	8.3
Motor/Gearhead	Ratio	3	3.6	5	6	7.5	9	12.5	15	18	25	30	36	50	60	75	90	100	120	150	180
K9I□60F□(-T,-T5) / K9P□BRH		0.65 6.5	0.78 7.8	1.09 10.9	1.31 13.1	2.22 22.2	2.66 26.6	3.70 37.0	4.44 44.4	5.32 53	7.40 74.0	7.83 78.3	9.40 94	13.05 130.5	15.66 156.6	20	20	20	20	20	20
K9I□90F□(-T,-T5) / K9P□BRH		0.98 9.8	1.17 11.7	1.63 16.3	1.95 19.5	3.32 33.2	3.98 39.8	5.53 55.3	6.63 66.3	7.96 80	11.05 110.5	11.70 117.0	14.04 140	19.50 195.0	23.40 234.0	20	20	20	20	20	20
K9IP120F□(-T,-T5) / K9P□BRH		1.35 13.5	1.62 16.20	2.16 21.60	2.70 27.00	4.5 45.0	5.51 55.08	7.65 76.50	9.18 91.80	11.0 110.2	15.3 153.0	18.4 183.6	19.4 194.4	20	20	20	20	20	20	20	20

#### ● 60Hz

단위 = 상단 : N · m / 하단 : kgfcm

Model	Speed(rpm)	600	500	360	300	240	200	144	120	100	72	60	50	36	30	24	20	18	15	12	10
Motor/Gearhead	Ratio	3	3.6	5	6	7.5	9	12.5	15	18	25	30	36	50	60	75	90	100	120	150	180
K9I□60F□(-T,-T5) / K9P□BRH		0.56 5.6	0.67 6.7	0.98 9.3	1.11 11.1	1.89 18.9	2.26 22.6	3.15 31.5	3.77 37.7	4.53 45	6.29 62.9	6.66 66.6	7.99 80	11.10 111.0	13.32 133.2	20	20	20	20	20	20
K9I□90F□(-T,-T5) / K9P□BRH		0.83 8.3	0.99 9.9	1.38 13.8	1.65 16.5	2.81 28.1	3.37 33.7	4.68 46.8	5.61 56.1	6.73 67	9.35 93.5	9.90 99.0	11.88 119	16.50 165.0	19.80 198.0	20	20	20	20	20	20
K9IP120F□(-T,-T5) / K9P□BRH		0.90 9.0	1.08 10.8	1.50 15.0	1.80 18.0	3.06 30.6	3.67 36.7	5.10 51.0	6.12 61.2	7.34 73.4	10.20 102.0	12.24 122.4	12.96 129.6	18	20	20	20	20	20	20	20

- \* GEARHEAD의 품명중 □에는 감속비가 들어갑니다.
- \* 출력축 회전 방향은 모터와 반대 방향입니다.
- \* 회전수는 MOTOR의 동기 회전수 (50Hz : 1500rpm, 60Hz : 1800rpm)를 기준으로 하여 감속비로 나누어서 계산하였습니다. 실제의 회전수는 부하의 크기에 따라서 표시된 수치보다 2~20% 적습니다.
- \* 기동시에는 정격시보다 전달효율이 낮아 출력 Torque가 작아집니다.

## K9P□BRH(중공축)

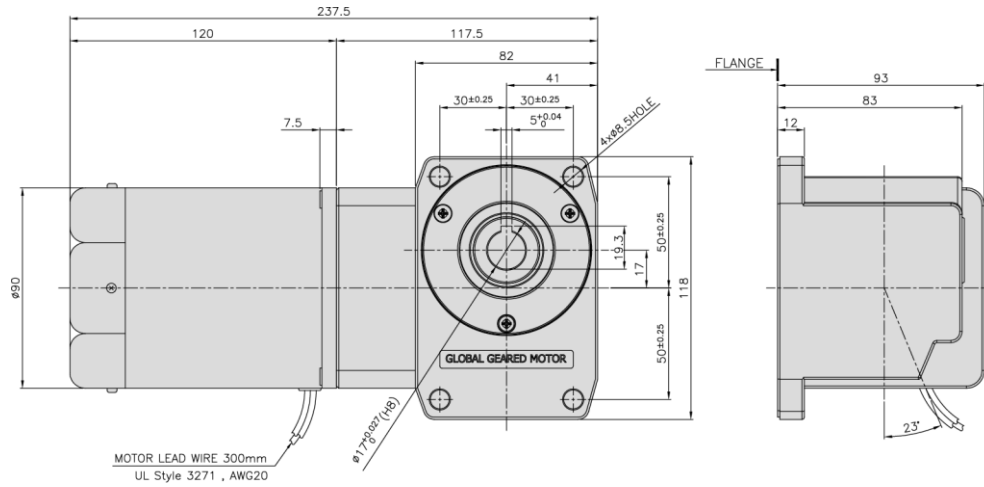
### DIMENSIONS

정격 토크 및 중량

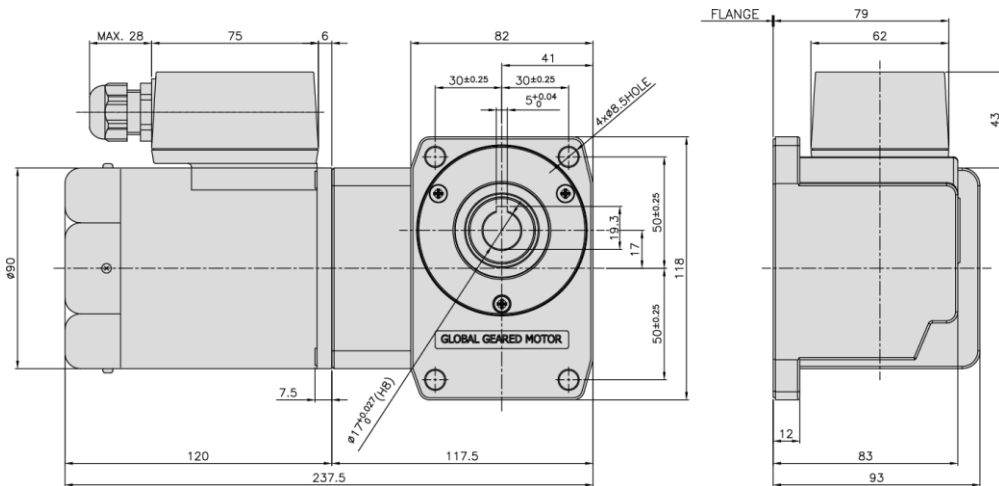
PART	WEIGHT(kg)	취부 BOLT
GEAR HEAD	2.50	M6 P1.0 X 20
MOTOR	K9IP60F□	/
	K9IP60F□-T	
	K9IP60F□-T5	

PART	WEIGHT(kg)	취부 BOLT
GEAR HEAD	2.50	M6 P1.0 X 20
MOTOR	K9IP90F□	/
	K9IP90F□-T	
	K9IP90F□-T5	

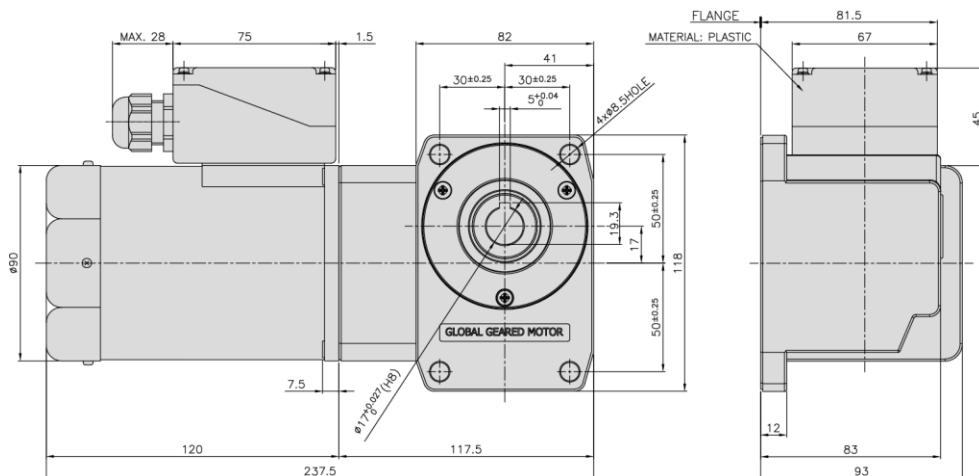
K9□P60F□ + K9P□BRH



K9□P60F□-T + K9P□BRH



K9□P60F□-T5 + K9P□BRH

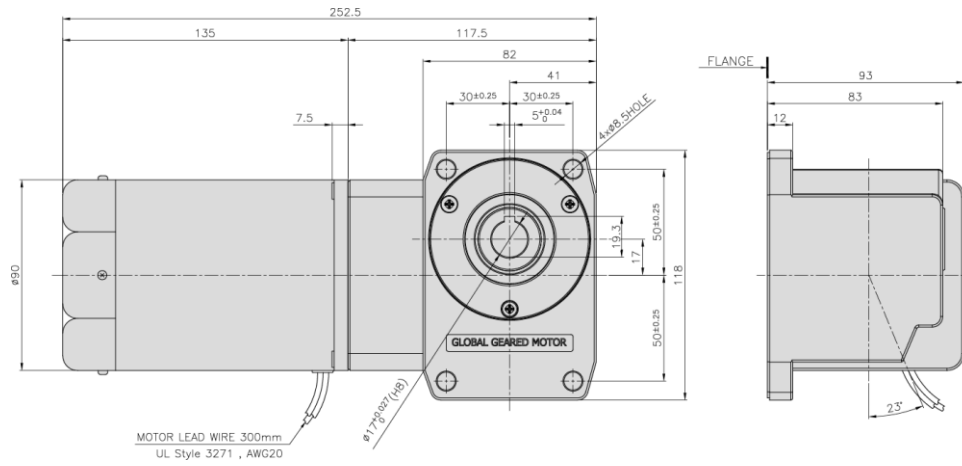


RIGHT ANGLE  
GEARHEAD

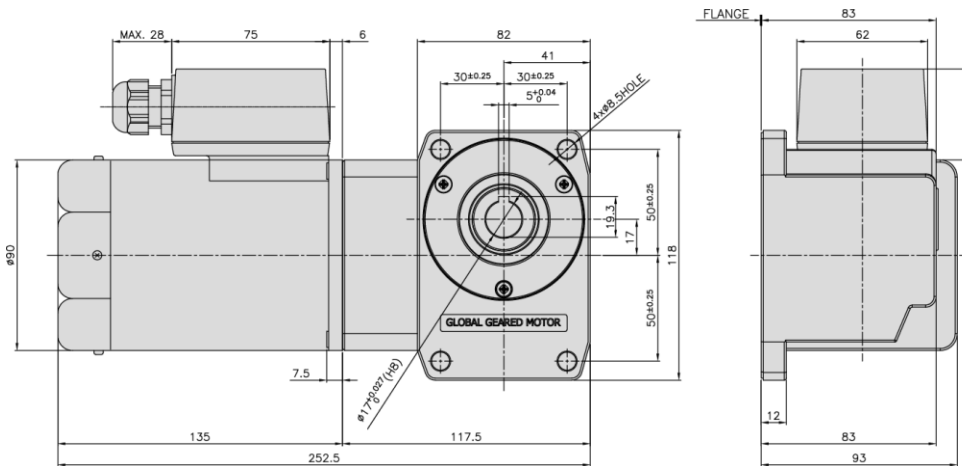
## K9P□BRH(중공축)

### DIMENSIONS

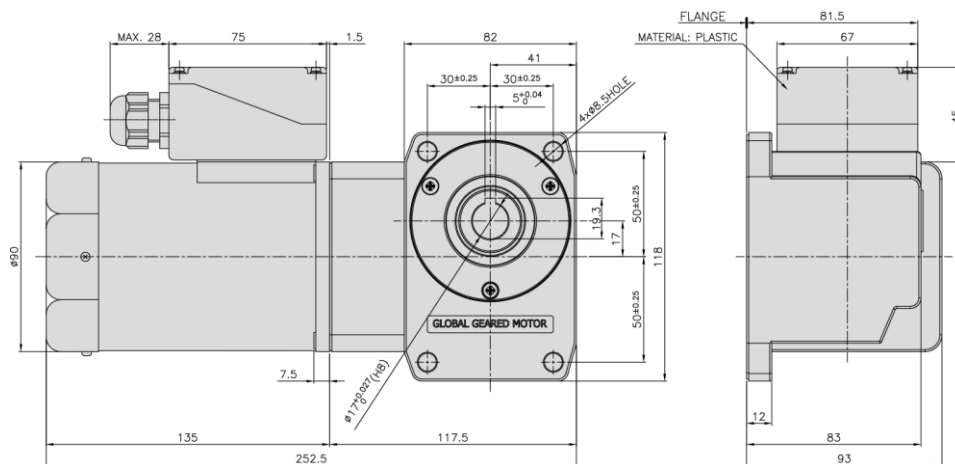
K9□P90F□ + K9P□BRH



K9□P90F□-T + K9P□BRH



K9□P90F□-T5 + K9P□BRH



## K9P□BRH(중공축)

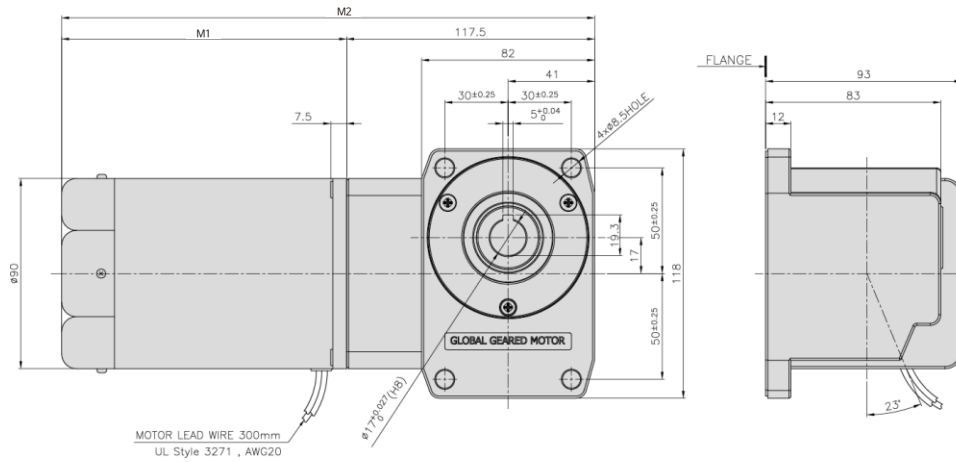
### DIMENSIONS

치수도표

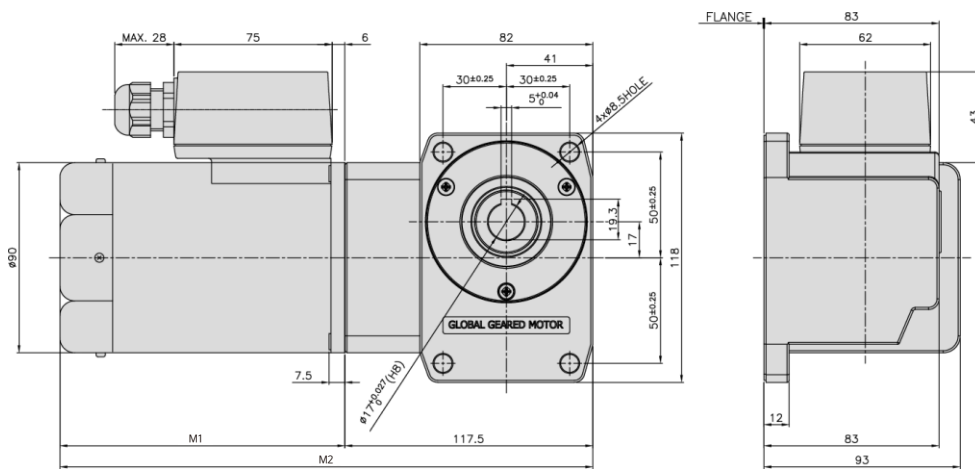
모델	M1	M2	적용모델
K9IS120F□-C50	155	272.5	50Hz
K9IS120F□	135	252.5	60Hz

※ 50Hz 제품은 모델명에 C50이 표기됩니다.

#### K9□P120F□ + K9P□BRH



#### K9□P120F□-T + K9P□BRH



#### K9□P120F□-T5 + K9P□BRH

